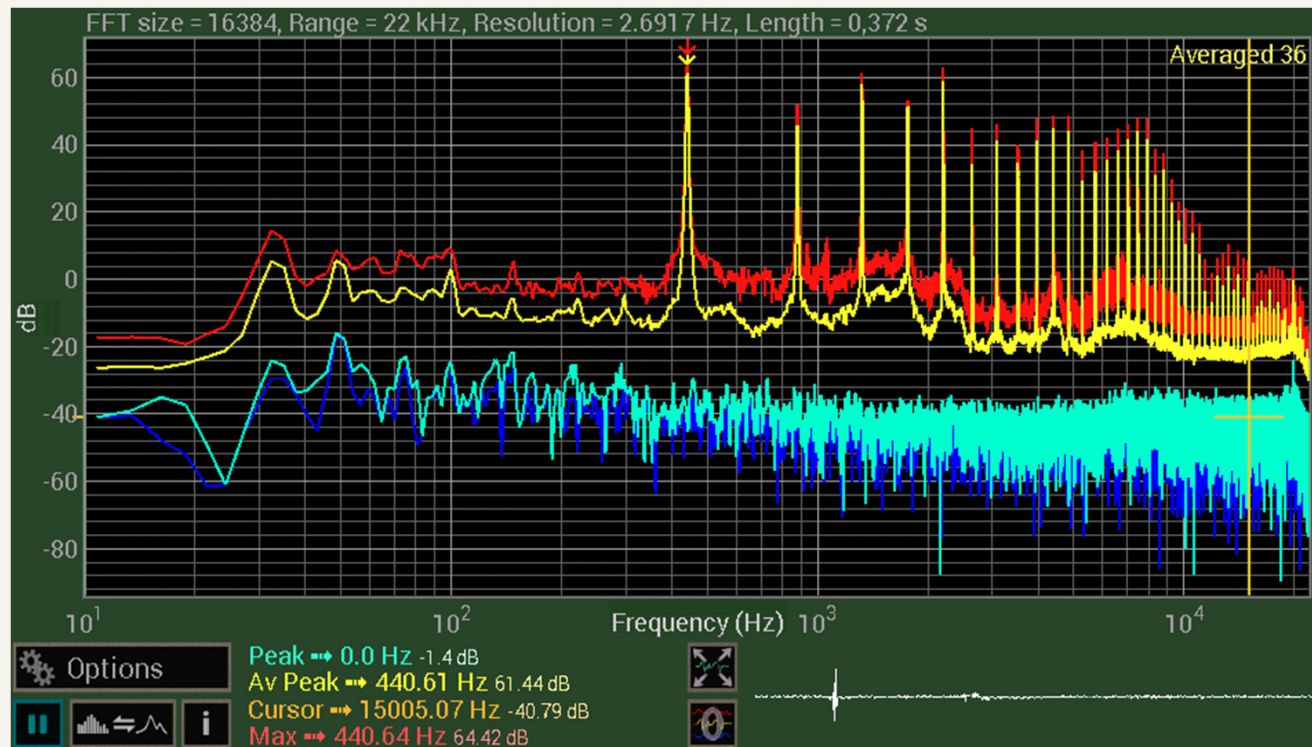




university of
 groningen

faculty of science
 and engineering

Smartphone apps in Physics practicals

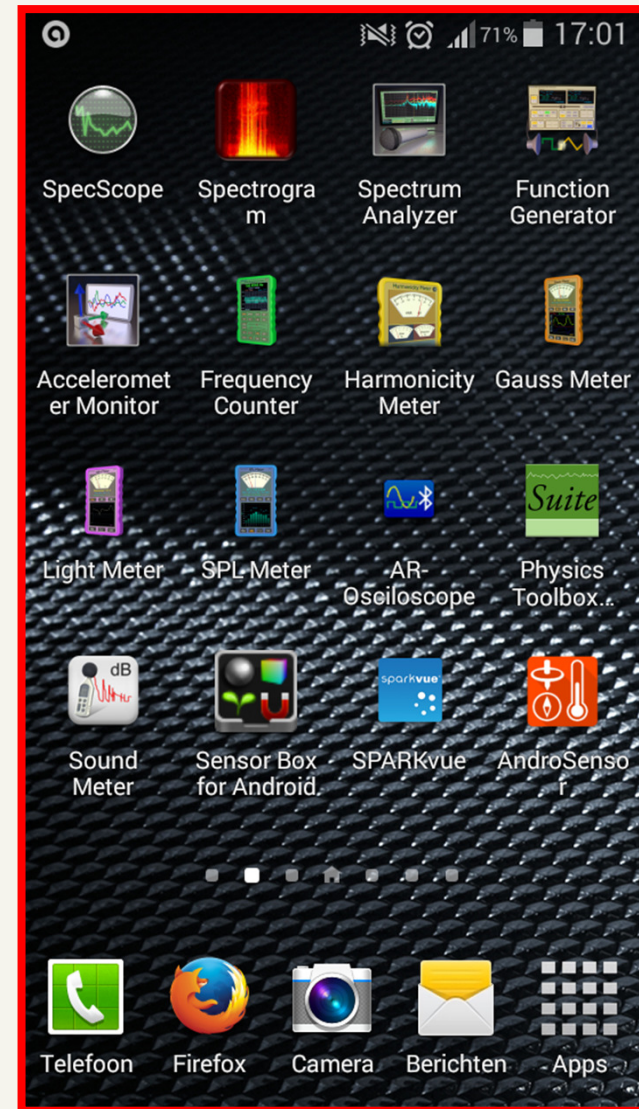


Robert Klein-Douwel



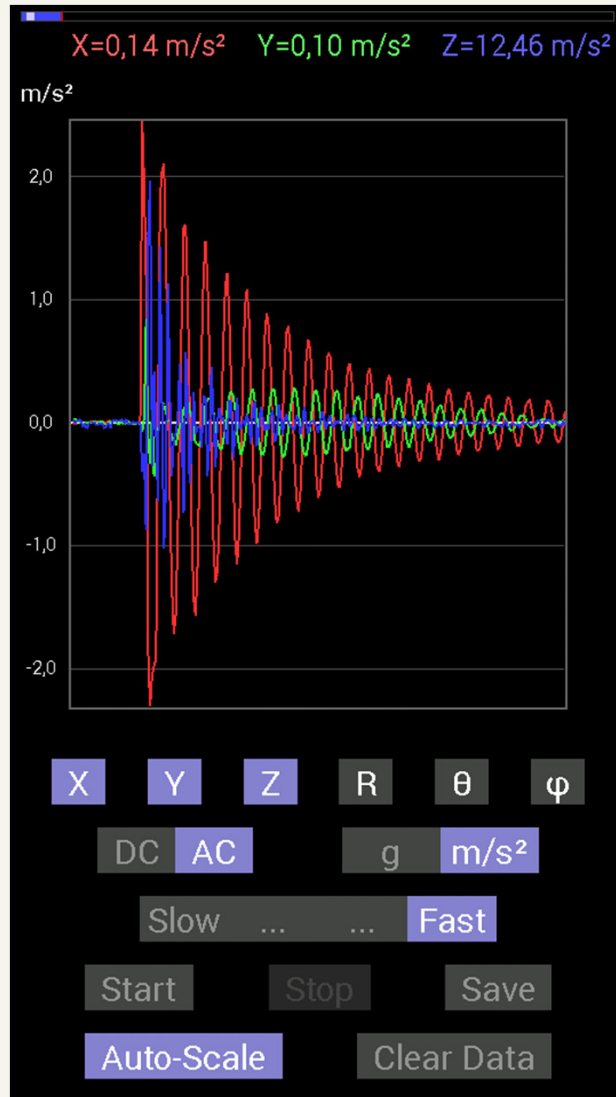
Smartphone

- At least 1 sensor, often many
- Almost ubiquitous
- Everyone has mobile detectors

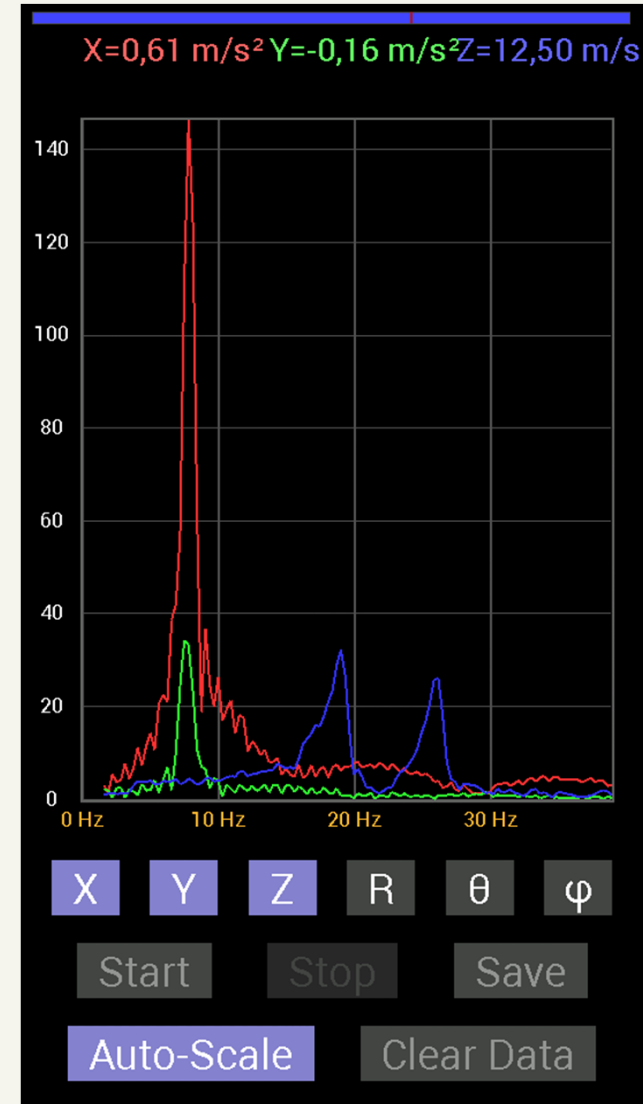




Acceleration



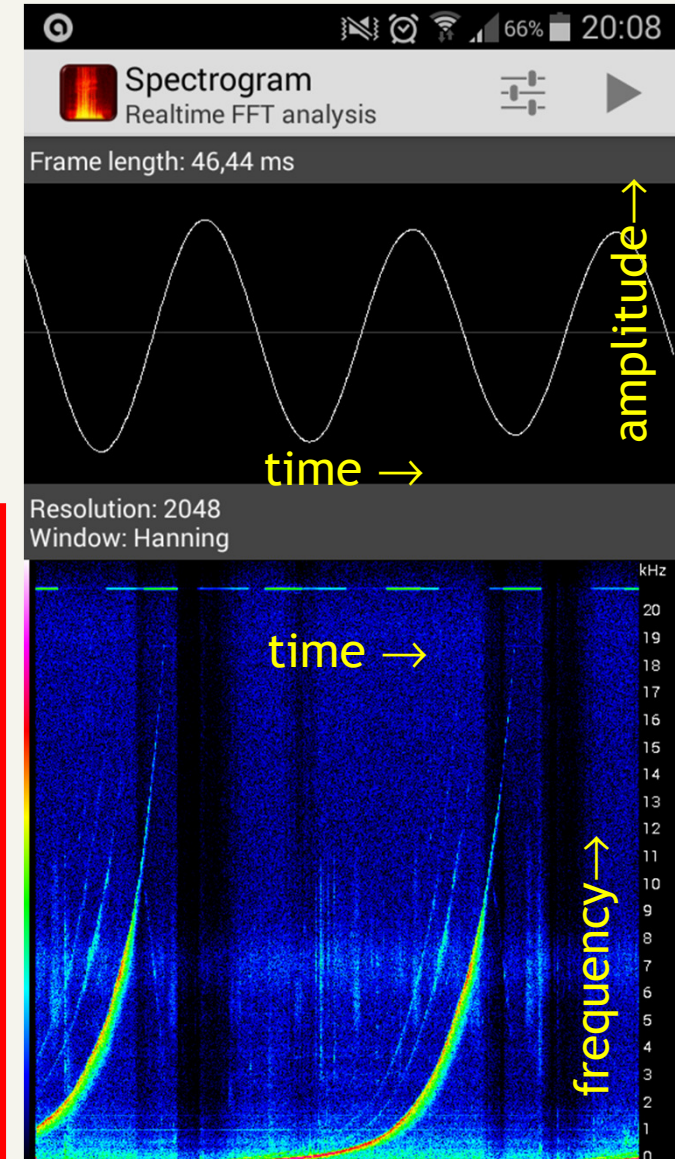
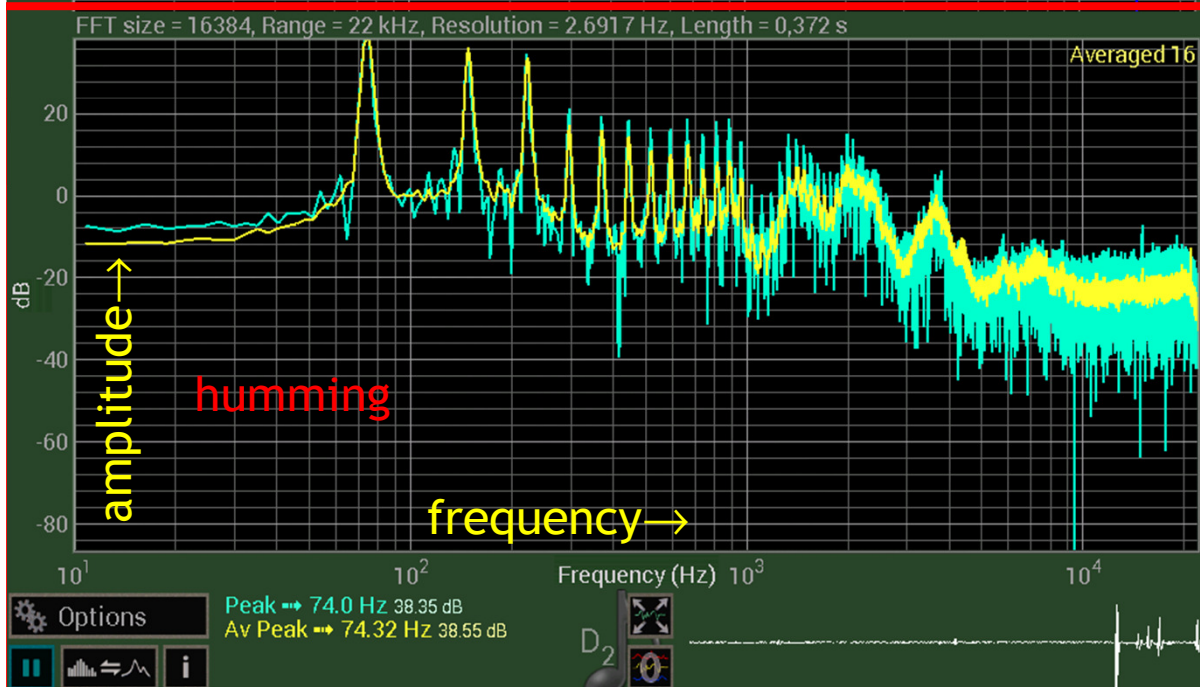
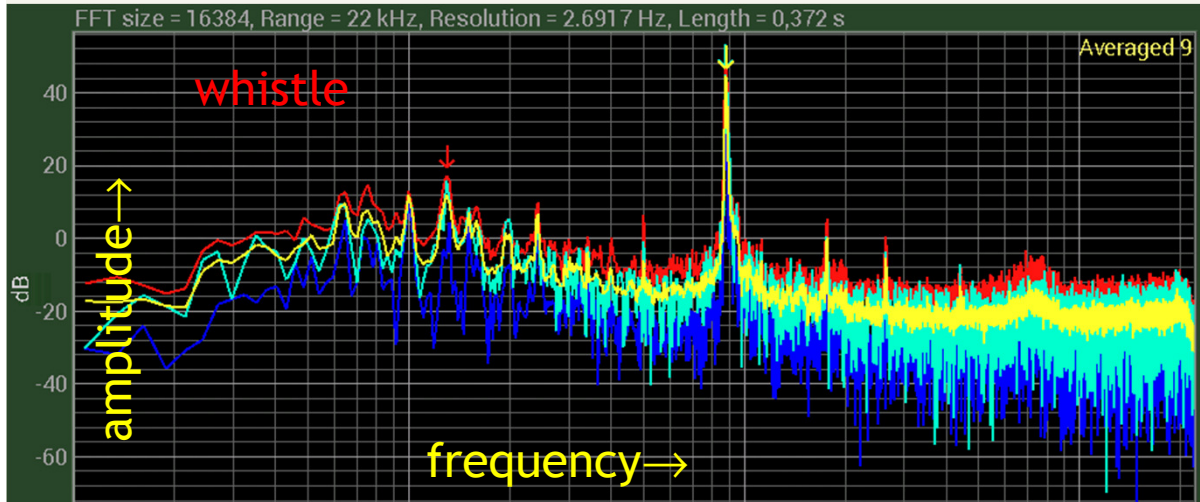
Oscillating table



Fourier transform



Microphone





Speaker

Keuwlsoft Dual Channel Function Generator

Channel 1

FREQ=440,00Hz
AMPL=43,728%
BIAS=0,000%

MODULATION FM AM

SWEEP FREQ AMPL BURST SINGLE REPEAT

NOISE WHITE PINK
AMPL=36,992%

Waveform Frequency (1mHz-22kHz):
440,00Hz

Channel 2

FREQ=440,00Hz
AMPL=0,000%
BIAS=0,000%

MODULATION FM AM

SWEEP FREQ AMPL BURST SINGLE REPEAT

NOISE WHITE PINK
AMPL=50,000%

EDIT
CH 1
CH 2

Enter Value

WAVEFORM
FREQ AMPL
PHASE BIAS DUTY

SWEEP
FREQ START TIME
AMPL STOP MODE

BURST
SINGLE COUNT
REPEAT FREQ

NOISE
WHITE PINK
AMPL

MODULATION
FM FREQ
AM AMPL

MEMORY
SLOT 1
SAVE RECALL

OUTPUT
CH 1 LEFT RIGHT
CH 2 VOL **OUT**

Function generator




Camera - IR



(RG780 filter)



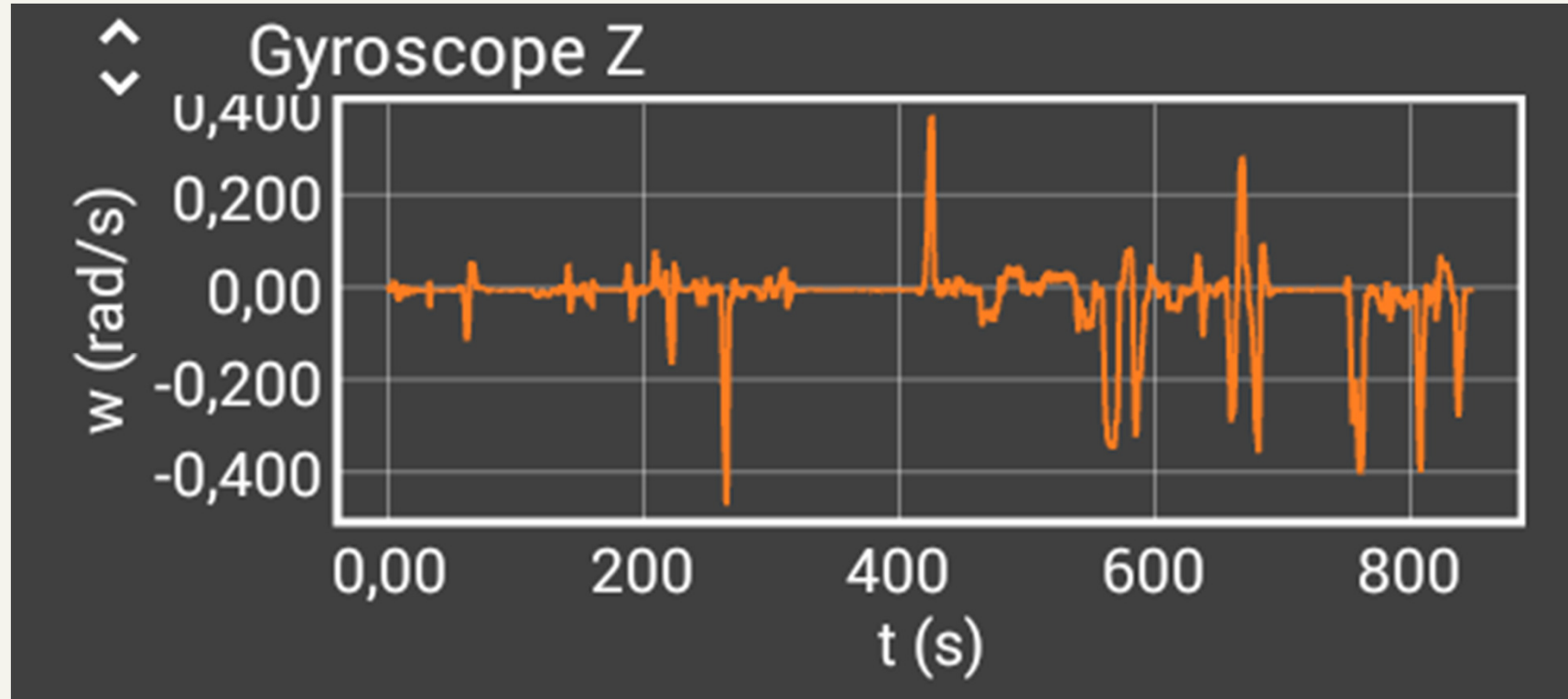
Camera - β , γ radiation



Amsterdam – Kiev
Cosmic radiation
(radiation camera app)



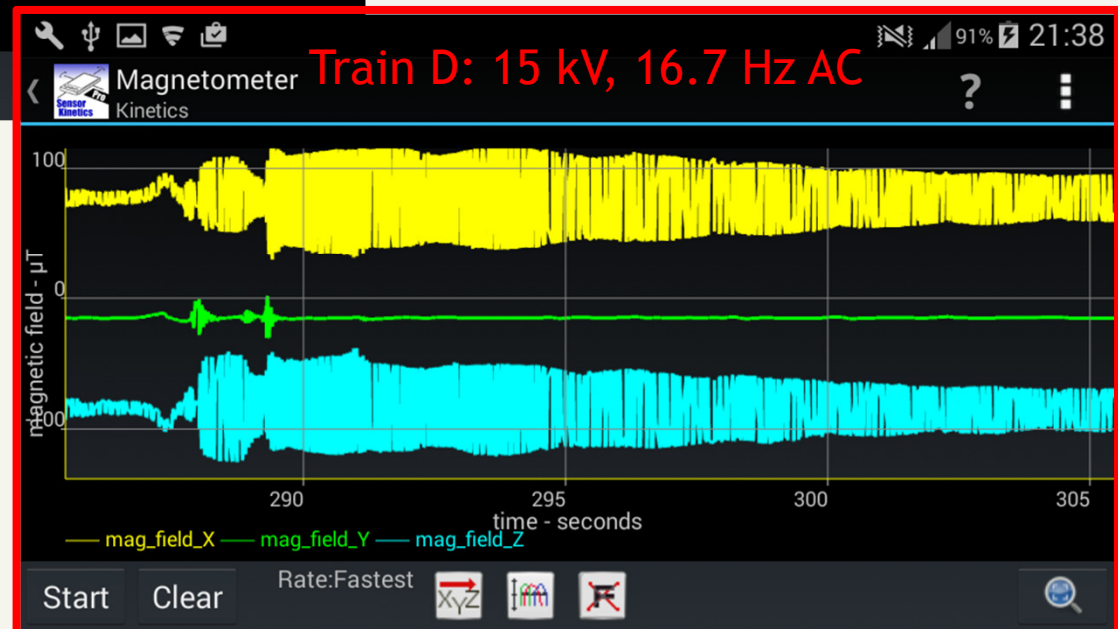
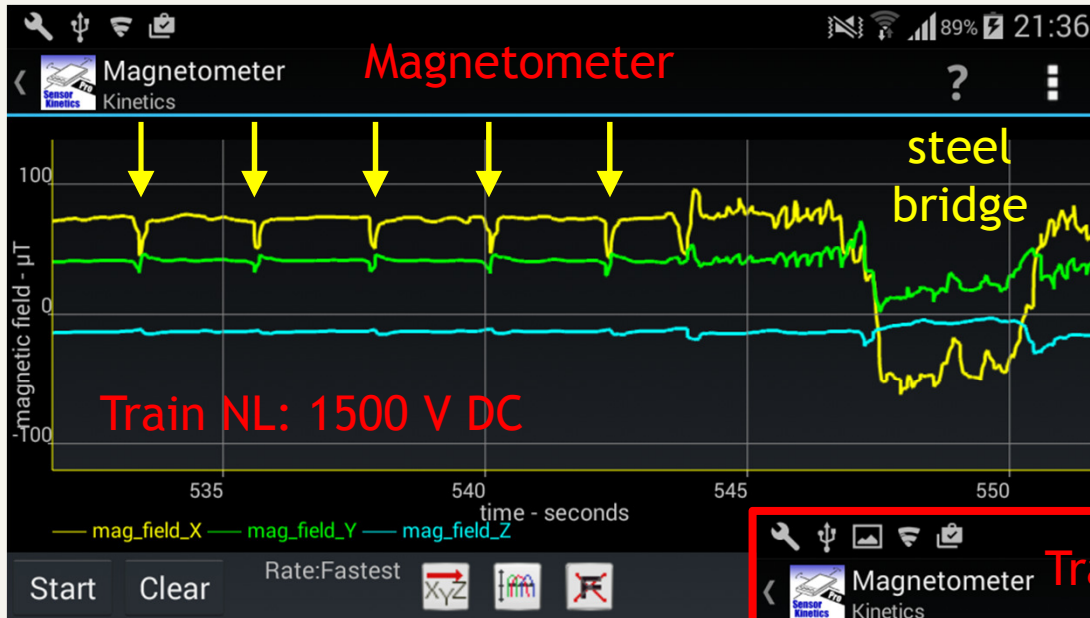
Gyroscope



Curvy train ride



Magnetometer





Other sensors


- Light
- Proximity
- GPS
- Pressure
- Temperature (internal)
- Humidity



Fun or useful?

- Increases curiosity and awareness
- Both fun and useful

Using Smartphones as Experimental Tools—Effects on Interest, Curiosity, and Learning in Physics Education

Katrin Hochberg¹  • Jochen Kuhn¹ • Andreas Müller²

Published online: 6 April 2018

© Springer Science+Business Media, LLC, part of Springer Nature 2018

Abstract

Smartphones as experimental tools (SETs) offer inspiring possibilities for science education, as their built-in sensors allow many different measurements, but until now, there has been little research that studies this approach. Due to current interest in their development, it seems necessary to provide empirical evidence about potential effects of SETs by a well-controlled study. For the present investigation, experiments were developed that use the smartphones' acceleration sensors to investigate an important

Journal of Science Education and Technology (2018) 27:385–403

<https://doi.org/10.1007/s10956-018-9731-7>

(many references for apps as well)



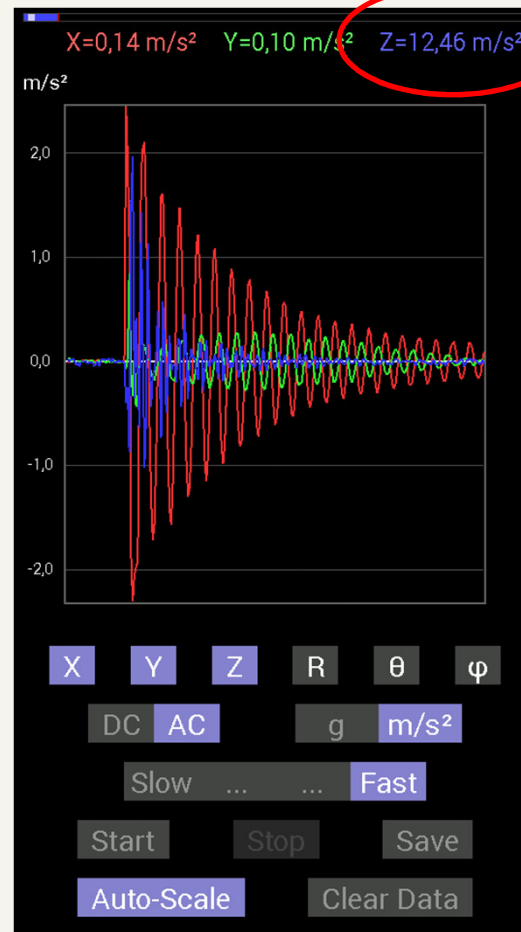
phyphox

- Specifically developed for education (RWTH Aachen)
 - <http://phyphox.org/>
 - Android and iOS
 - Many standard options, others programmable
 - Several sensors simultaneously
 - Remote control
 - On-phone analysis
 - Data storage
-
- demo



Sensor calibration

- Calibration (sound, gravity)
- Spontaneous recalibration magnetometer sensor ($> 100 \mu\text{T}$)
- Be aware!





Electricity & Magnetism course

- 3 practicals in addition to course (year 1)
- 3rd practical: Smartphone magnetometer
- *Go measure a magnetic object or phenomenon!*
- Anywhere but in the Physics Practical Laboratory

Practical assignment:

1. Find out how sensor works and why it is in your phone
2. Describe object/phenomenon, provide theory if possible
3. Describe experiments performed
4. Analyse results, compare to theory
5. Give conclusions



Resources

Apps, journals, software – ... x NANP2-10 Physics Laboratory 2 x +

https://nestor.rug.nl/bbc

 **university of groningen** **faculty of science and engineering**

NANP2-10 Physics Laboratory 2: some apps, journals, software & miscellanea

Send comments or suggestions to [Robert Klein-Douwel](#).
This list is subject to change without notice.
Status: 01-03-2017

Android & iOS apps *

[Phyphox \[Physical Phone Experiments\] \(mobile lab: many sensors, ideas & experiments, remote control, storage\)](#)
[Sensor Kinetics \(many sensors\) - Sensor Kinetics Pro \(many sensors simultaneously, storage\) \(€\)](#)
[Physics Toolbox \(many sensors and ideas; tone generator, stroboscope\)](#)
[Weather station](#)
[Temperature \(battery\)](#)
[Runtastic \(fitness\)](#)
[Vernier \(pc, iOS, Android\)](#)
[Pasco SPARKvue \(Science\)](#)
[Smartphone magnetometers \(info British Geological Survey\)](#)

Android apps *

[KeuwlSOFT \(> 20 apps: accelerometer, magnetometer, FFT spectrum analyser, sonar, 2 channel tone generator, ... \[storage\]\)](#)
[XYZ App \(miscellaneous, FFT spectrum analyser, signal generator, scope, PlotGL function\)](#)

*** Disclaimer** When exposing your smartphone or tablet to magnetic or electric fields or when subjecting it to acceleration, rotation or other conditions, you do so entirely at your own risk. Take care not to exceed the limitations of the smartphone/tablet or its sensors. Responsibility for any damage (direct, consequential or otherwise) cannot be accepted.



Magnetic objects

- Single loop
- Home made coil
- Permanent magnet, refrigerator magnet
- Electric toothbrush
- Microwave

- Pocket calculator
- Laptop doing heavy processing



Student appreciation

- Strongly **love it**
 - - allows creativity, lots of freedom
 - - very interesting
 - - adds to course
- Strongly **hate it**
 - - assignment unclear
 - - don't know what to do to pass this practical
- (nothing in between)
- Earth's magnetic field often forgotten!
- Stopped after 2 years by lecturer (did not add significantly to course)



Physics Laboratory 2

- (Physics Project Practical)
- *“Do you have [very expensive] microphone?”*
- *“Do you have very accurate, large Fourier transform machine?”*
- *“How can I measure oscillations?”*
- Perhaps you could use an app for that?
- *“It’s not accurate enough”*
- Well, try and see what you can do with it
- Few groups use an app (but satisfied when they do)



Physics Laboratory 1

- Analysis of series of data points
- Get students to measure g and enter value in online data file
- Calculate average and standard deviation

- Very low response rate
- No great stimulus to actually do this
- Next year: ??



Your experiences

- Your information and thoughts
- What works well for you and your students ...
- ... and what does not?